

LESSON

6







Proportional Relationships

Challenge: Trash or Treasure?

People in the United States produce about 208 million tons of garbage every year! We recycle about 56 million tons of that garbage, or about 27% of the total.

Complete the chart at right. Then display the percents on the circle graph below. Remember to give your graph a title. Label each section of the graph with the material and the percent of the total garbage recycled that each section represents. You may wish to color each section differently or add illustrations.

United States Recycling

Material	Total Garbage Recycled	
	Fraction	Percent
 Metals	$\frac{1}{10}$	
 Yard Waste	$\frac{17}{100}$	
 Glass	$\frac{3}{50}$	
 Paper	$\frac{29}{50}$	
 Plastics	$\frac{1}{50}$	
 All Other Materials	$\frac{7}{100}$	

