



**LESSON**  
**5** **Proportional Relationships**  
**Challenge: Per State**

To show a percent, you can shade a 10-by-10 grid in any design that you want. For each percent below, try to shade the grid to look like the state it describes.


1. California has the largest population of any state. About 12% of all Americans live in California.




2. Florida is the top tourist state. About 26% of all visitors to the United States choose Florida for their vacations.




3. Nevada is the fastest-growing state. Its population has grown about 66% in the last ten years.



4. Alaska is the largest state. It makes up about 15% of the total area of the United States.



5. Washington produces the most apples. About 50% of all the apples grown in the U.S. come from Washington.



6. Texas is the top oil-producing state. About 21% of all the oil produced in the United States comes from Texas.

