

LESSON

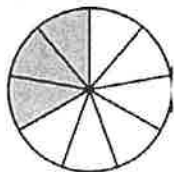
Number Theory and Fractions

5

Challenge: Match That Fraction!


Write the fraction that the shaded part of each figure represents. Then match equivalent fractions by drawing lines between numbered and lettered figures.

1.




Fraction:

A.



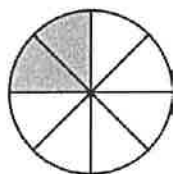
Fraction:

2.



Fraction:

B.




Fraction:

3.



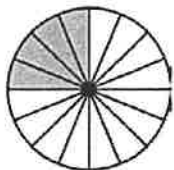
Fraction:

C.




Fraction:

4.




Fraction:

D.



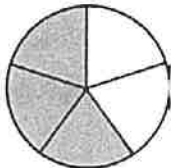
Fraction:

5.



Fraction:

E.



Fraction: